

Putzmeister

BOOM PUMP

ADVANTAGE



38Z-Meter

Truck-Mounted Concrete Boom Pump



RS 907A Hopper

Putzmeister's EZ Clean Out RS 907A hopper is engineered for performance and easy maintenance. Offering 19.4 cu. ft. (550L) capacity, the hopper features hard-faced mixer paddles and vibrator. The unique design of the splash guard protects the unit from splattering during pumping and folds down and latches to cover the hopper during transit.



Frequency Hopping Radio Remote

Ensuring minimum interference with other frequency transmitters, the HBC-Radiomatic Power Boost and Frequency Hopping remote system randomly hops to one of 64 preprogrammed frequencies within a specified range every 130 milliseconds or more than 450 times per minute. Power Boost further enhances reception quality with a 50-100% signal power increase. A fully proportional cable remote also comes standard.



Fuel Economy

Switch gears and save with Putzmeister's patented Econo-Gear.™ The exclusive design allows the Mack chassis engine to run at a lower rpm, achieving less stress on wear items, lower noise levels and reduced fuel consumption. Even when pumping a full load, Econo-Gear makes a significant impact on job site safety and profitability with an estimated 10-15% savings.



- 121' 9" (37.11m) vertical reach
- Up to 260 yd³/hr (200m³/hr) maximum output
- Exclusive Multi-Z boom design
- Compact outrigger spread
- Frost law version available

38Z-Meter

Putzmeister BOOM PUMP ADVANTAGE



Rack and Pinion Slewing

The 38Z-Meter boom features a simple mechanical rack and pinion design for improved weight distribution and easy serviceability. Putting the pump closer to the cab, rack and pinion slewing offers greater reach than rotation bearings on lighter weight models. Specially designed teeth in the system offer smooth rotation and prevent backlash in the swing gears.



Better Boom Design

Lighter and more resilient, Putzmeister's "smart design" boom incorporates welding seams below the edge of maximum stress. The boom is engineered to offer the flexibility to adapt to different loads and features more straight pipe for a less stressful concrete flow and longer wear on parts. The Multi-Z configuration handles space restrictive areas and can pump even if the boom is not fully extended.



Modular Flatpack

Fully removable, Putzmeister's modular bolt-on flatpack and hydraulic system combine versatility and servicing convenience. Pump cells can be switched out as jobs require or when maintenance is necessary. This feature also provides easier access to the S-Valve and shift cylinders.

38Z-Meter

Truck-Mounted Concrete Boom Pump Standard Features

Boom

- 121' 9" (37.11m) vertical reach
- Low unfolding height
- Versatile four-section Multi-Z boom
- Manual lubrication
- Integrated work lights

Delivery Line

- Equipped with 5" (125mm) twin-wall delivery line on all boom sections
- Induction-hardened deck pipe with CCI turret elbow
- Easy lift-out brackets for simple delivery line replacement
- Standardized elbows and straight pipe sections
- Common component availability and easy replacement

Pedestal

- Rack and pinion slewing system for better weight distribution, smoother boom rotation and the potential for greater net reach
- Fully integrated pedestal design absorbs all forces
- Easy access large single-suction filter with indicator gauge
- Condensation trap in the tank for water collection
- Two spacious decks for convenient pipe and hose storage
- Manual lubrication
- Integrated work lights
- Rear breakaway steps

Boom Operation and Control

- Fully proportional HBC radio remote
- Smooth and precise boom positioning at greater distances
- Fully proportional cable remote with 130' (40m) cable
- Gauge Port Central (GPC)
- Modular Boom Controls (MBC)
- 24V control box

Outriggers

- Quick setup on restrictive job sites
- Fully hydraulic outriggers with integral cylinders
- Unique "X" brace outrigger system
- Front outriggers extend diagonally out and down
- Rear outriggers swing out and extend down
- Four outrigger pads in two side compartments
- Bubble level indicators

EZ Clean Out RS 907A Hopper

- Large 19.4 cu ft (550L) capacity
- Hard-faced remixer paddles
- Vibrator
- Hinged splash guard covers hopper during transit
- Low hopper height allows easy discharge from a mixer truck
- Automatic lubrication
- Integrated work lights

S-Valve

- Ideal for high pressure applications and harsh mixes
- Hard-faced S-Valve
- Gradual 9" to 7" (230 to 180mm) reduction
- Thick-walled valve construction
- Lasting wear over years of use



Concrete Pump

- Choose from high pressure or high volume with the same setup
- Free flow hydraulic system for smooth, controllable pumping
- Multi-piece piston cup design
- Automatic lubrication of the concrete pistons for long service life
- Hard-chromed material cylinders
- Double proximity switches with indicator
- Fully adjustable volume control for very slow pumping with full concrete pressure and boom speed
- Modular pump control box

Clean Out

- Fast and easy clean out
- 406 psi (28 bar) hydraulically-driven water pump
- Wash out kit and hose
- Integrated 185 gallon (700L) water tank



The PRO-VANTAGE® Warranty Plan extends the coverage on all Putzmeister BSF boom pumps for a total of 36 months or 6,600 hours at no extra charge.



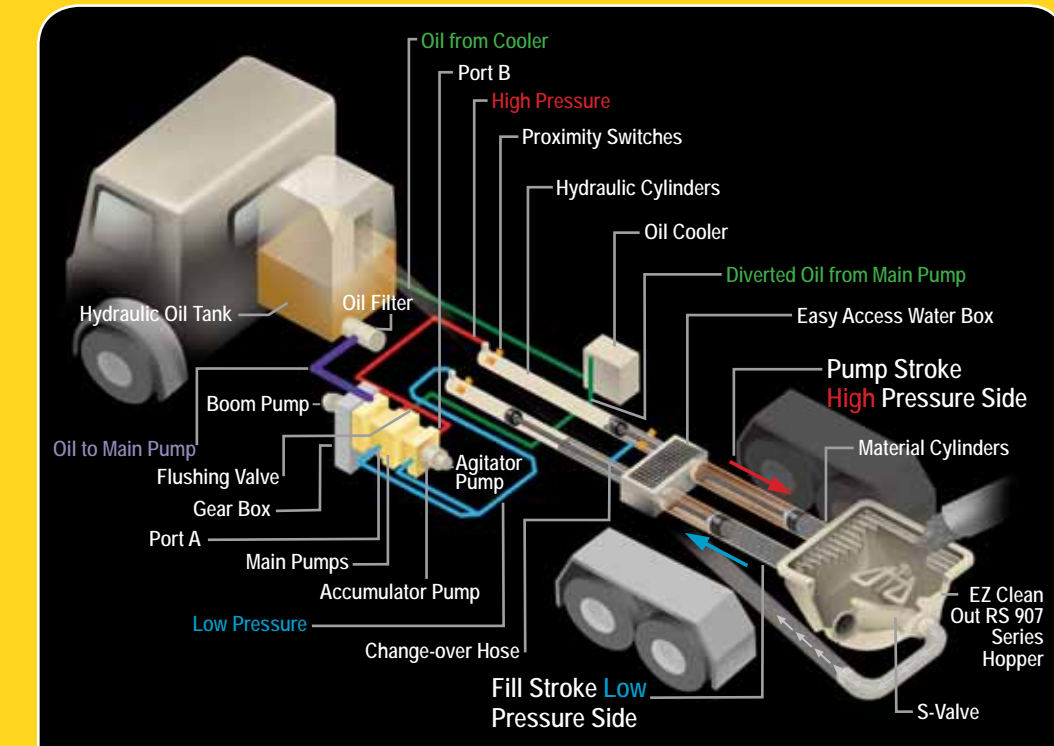
The Right Fit for Your Fleet

Putzmeister's most popular truck-mounted boom pump size, the 38Z-Meter offers Multi-Z boom flexibility for a multitude of job sites and the reach to place concrete exactly where you want it. Specially engineered to

help contractors extend their pumping season, this three-axle unit can be ordered as a frost law weight compliant model featuring a tag axle that can be easily removed when frost laws are not in effect.

Putzmeister

FREE FLOW HYDRAULICS



Putzmeister Free Flow Hydraulics in a Closed Loop System

The pumps at the heart of Putzmeister's free flow pumping system are bi-directional, variable displacement piston pumps. Depending on stroke, oil flows in a closed loop from either port A or port B on the pump to the hydraulic cylinders.

Depending on specific pump cell size, up to 20% of the oil leaves the simple closed loop system during each stroke through a flushing valve on the main pump and cycles to a cooler before it returns to the hydraulic oil tank. Removing and cooling only this minimal amount of oil is possible because, unlike an open loop system, the oil flows freely without passing through any unnecessary valves that can generate heat.

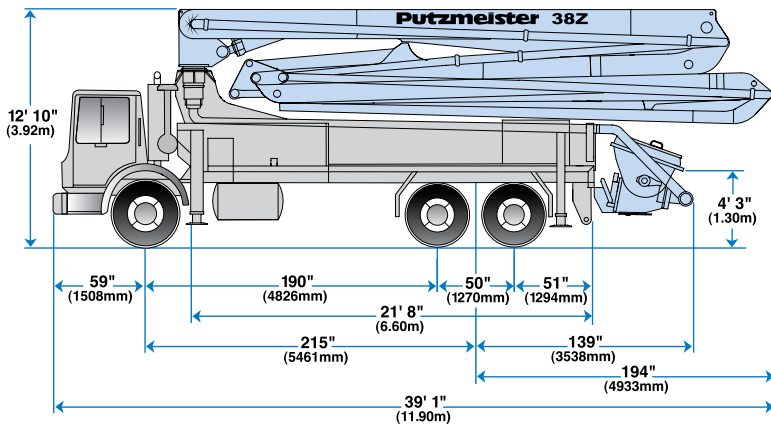
The closed loop also requires far less oil to run the system, as a larger reservoir is not necessary to cool all of the oil.

Speed and timing are also critical to superior performance. Quicker and more responsive than a hydraulic signal, the electrical system on a Putzmeister pump minimizes the time it takes to change direction at stroke end.

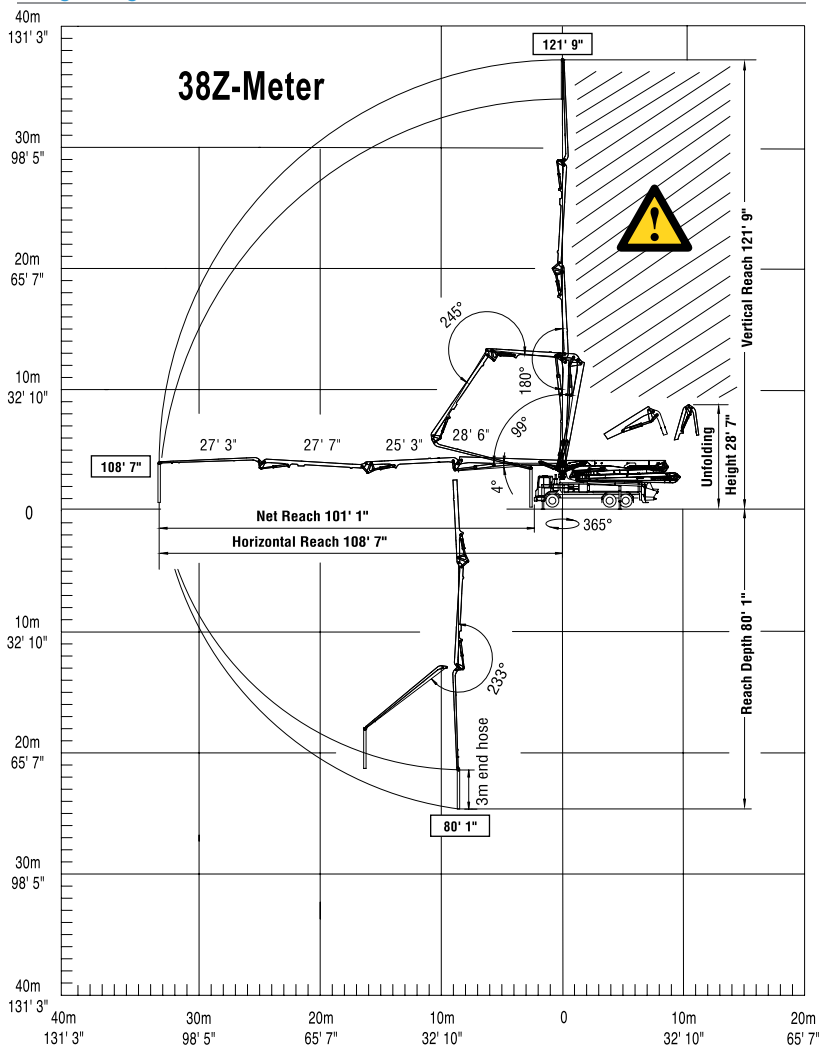
An electrical signal precisely synchronizes the drive cylinders with the accumulator system that controls the S-Valve in the hopper. Reserved energy in a nitrogen bladder sends a supercharged blast of oil at precisely the right moment to facilitate a smooth and fast shift of the S-Valve from one position to another.

Key Advantages of Putzmeister's Free Flow Hydraulics:

- Constant pressure on material in the delivery line ensures pumping is smooth and the flow of concrete is consistent.
- There is greater pump output due to the efficient use of all available energy.
- The intelligent design eliminates wear-inducing pressure peaks, increases service life and makes our pumps extremely powerful.
- Rapid changeover of the stroke means higher outputs, a smoother flow of concrete and less boom bounce.

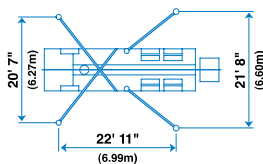


Range Diagram



! End hose not to be operated in caution area.

Photos and drawings are for illustrative purposes only. For available options, please refer to price list.



Authorized Distributor



Putzmeister America, Inc.
1733 90th Street
Sturtevant, WI 53177 USA
Telephone (262) 886-3200
(800) 884-7210
Facsimile (262) 884-6338
www.putzmeister.com



38Z-Meter Truck-Mounted Specifications

Based on Model MACK MRU 688S with .16H pump cell

Length	39' 1"	(11.90m)
Width	8' 2"	(2.50m)
Height	12' 10"	(3.92m)
Wheelbase	215"	(5,461mm)
Front axle weight	19,078 lbs	(8,654kg)
Rear axle weight	36,862 lbs	(16,720kg)
Approx total weight	55,940 lbs	(25,374kg)

Weights are approximate and include pump, boom, truck, full hydraulic oil, driver and some fuel. Varies with options selected.

Dimensions will vary with different truck makes, models and specifications.

Boom Specifications • Multi-Z Design

Height & Reach		
Vertical reach	121' 9"	(37.11m)
Horizontal reach	108' 7"	(33.10m)
Reach from front of truck*	101' 1"	(30.81m)
Reach depth	80' 1"	(24.41m)
Unfolding height	28' 7"	(8.71m)

4-Section Boom		
1st section articulation	103'	
2nd section articulation	180'	
3rd section articulation	245'	
4th section articulation	233'	

1st section length	28' 6"	(8.69m)
2nd section length	25' 3"	(7.70m)
3rd section length	27' 7"	(8.41m)
4th section length	27' 3"	(8.31m)

General Specs		
Pipeline size (ID) metric ends	5"	(125mm)
Rotation	365°	
End hose — length	10'	(3m)
End hose — diameter	5"	(125mm)
Outrigger spread L - R — front	20' 7"	(6.27m)
hydraulically extend out & down		
Outrigger spread L - R — rear	21' 8"	(6.60m)
hydraulically swing out & extend down		

Pump Specifications 38Z.16H 38Z.20H

Output — rod side	210 yd ³ /hr (160m ³ /hr)	—
piston side	146 yd ³ /hr (112m ³ /hr)	260 yd ³ /hr (200m ³ /hr)
Pressure — rod side	1233 psi (85 bar)	—
piston side	1885 psi (130 bar) •	1233 psi (85 bar)
Concrete cylinder diameter	9" (230mm)	11" (280mm)
Stroke length	83" (2100mm)	83" (2100mm)
Max strokes per minute —		
rod side	31	—
piston side	21	26
Volume control	0-Full	0-Full
Vibrator	Standard	Standard
Hard-chromed concrete cylinder	Standard	Standard
Hydraulic system	Free Flow	Free Flow
Hydraulic system pressure	5075 psi (350 bar)	5075 psi (350 bar)
Differential cylinder diameter	5.5" (140mm)	5.5" (140mm)
Rod diameter	3.1" (80mm)	3.1" (80mm)
Maximum size aggregate	2.5" (63mm)	2.5" (63mm)
Water Tank	185 gal (700L)	185 gal (700L)

Maximum theoretical values listed.
* Applies to units mounted on PMA stock truck — MACK MRU 688S
• Standard delivery line system rated at max line pressure of 1233 psi (85 bar)